

The image features the GIGABYTE logo in the top left corner. The background is a dark blue gradient with a pattern of vertical lines and dots in various shades of blue, creating a digital or data-like aesthetic.

**GIGABYTE™**

# 技嘉科技

## 2021 Q4 投資人說明會

2022/04/12

# 聲明

本簡報中之任何意見與資訊，如因不同的假設和/或不同條件而有所變更，則本公司恕不另行通知。本公司並無義務更新或維護本簡報中所含任何資訊。本公司對於本簡報之內容與資訊不作任何明示或默示，將來或進行中之聲明與保證。對於本簡報內容與資訊之準確性或完整性，本公司均不對因使用本簡報或其內容所致任何損害負任何責任。

本簡報含有對未來展望的陳述，包含但不限於技嘉的當前議題、計畫與展望。對未來展望的陳述係反應本公司截至目前為止，對於未來的營運計畫與經營目標，以及對未來事件、未來經濟表現和各種財務狀況的當前看法。這些未來展望的陳述涉及已知與未知風險、不確定因子以及其他可能由前述陳述明示或默示導致與真實結果有實質差異的因子。

# 議程

2021 年財務現況

策略與展望

產品資訊

企業社會責任

Q&A

# 財務現況

# 2021 Q4 Income Statement

( in NT\$100Mn)	2021Q4	2021Q3	QoQ	2020Q4	YoY
Net Revenue	304.60	312.90	-2.65%	234.60	29.84%
COGS	234.60	240.30	-2.37%	192.90	21.62%
Gross Profit	69.96	72.63	-3.68%	41.73	67.65%
Operating Expenses	34.98	33.01	5.97%	31.23	12.01%
Operating Profit	34.98	39.61	-11.69%	10.50	233.14%
Pre-Tax Profit	39.85	45.86	-13.11%	14.00	184.64%
Tax	2.86	9.96	-71.29%	3.15	-9.21%
Net Profit	37.00	35.91	3.04%	11.02	235.75%
EPS	5.83	5.66		1.73	
Gross Margin	22.97%	23.21%		17.79%	
Operating Margin	11.48%	12.66%		4.48%	

# 2021 Income Statement

(in NT\$100Mn)	2020 TTL	2021Q1	2021Q2	2021Q3	2021Q4	2021 TTL
Net Revenue	846.00	283.70	317.90	312.90	304.60	1219.10
		64.65%	52.03%	36.04%	29.84%	44.10%
		20.93%	12.05%	-1.57%	-2.65%	
COGS	701.40	215.30	232.90	240.30	234.60	923.10
Gross Profit	144.65	68.34	84.97	72.63	69.96	295.90
		144.77%	141.53%	82.40%	67.65%	104.56%
		63.77%	24.33%	-14.52%	-3.68%	
Operating Expense	102.47	36.09	46.96	33.01	34.98	151.04
Operating Profit	42.18	32.26	38.01	39.61	34.98	144.86
		377.93%	244.61%	184.96%	233.14%	243.43%
		207.24%	17.82%	4.21%	-11.69%	
Non-OP Items	12.33	1.97	3.19	6.24	4.87	16.27
Pre-Tax Profit	54.52	34.23	41.20	45.86	39.85	161.14
		266.49%	198.12%	164.17%	184.64%	195.56%
		144.50%	20.36%	11.31%	-13.11%	
Tax	11.20	6.64	8.33	9.96	2.86	27.79
Net Profit	43.76	27.59	32.87	35.91	37.00	133.37
		304.55%	181.66%	152.00%	235.75%	204.78%
		150.36%	19.14%	9.25%	3.04%	
EPS	6.88	4.34	5.17	5.66	5.83	21.01

# 2021 Balance Sheet

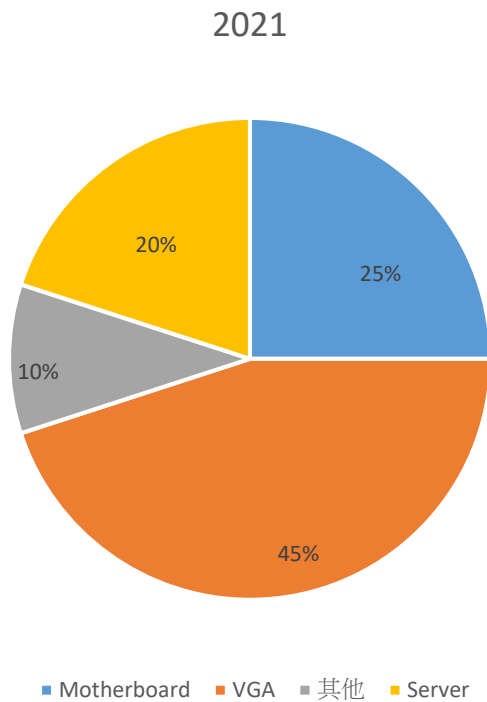
in NT\$100Mn	Dec. 31, 2021	Dec. 31, 2020	YoY
Cash & Equivalents	189.30	155.60	21.66%
Accounts Receivable	108.20	78.83	37.26%
Inventories	265.90	152.30	74.59%
<b>Current Assets</b>	<b>603.00</b>	<b>415.70</b>	<b>45.06%</b>
Fixed Assets	44.04	42.36	3.97%
<b>Total Assets</b>	<b>691.80</b>	<b>494.30</b>	<b>39.96%</b>
Accounts Payable	158.90	90.25	76.07%
<b>Current Liabilities</b>	<b>307.50</b>	<b>209.80</b>	<b>46.57%</b>
<b>Total Liabilities</b>	<b>316.80</b>	<b>220.20</b>	<b>43.87%</b>
Paid-in Capital	63.57	63.57	
<b>Stockholders' Equity</b>	<b>375.00</b>	<b>274.10</b>	<b>36.81%</b>
Avg Days of Inventory	83	69	
Avg Days of AR	28	31	
Avg Days of AP	49	42	
<b>Avg CCC days</b>	<b>61</b>	<b>58</b>	

## Operation and Profit in the past 5 years

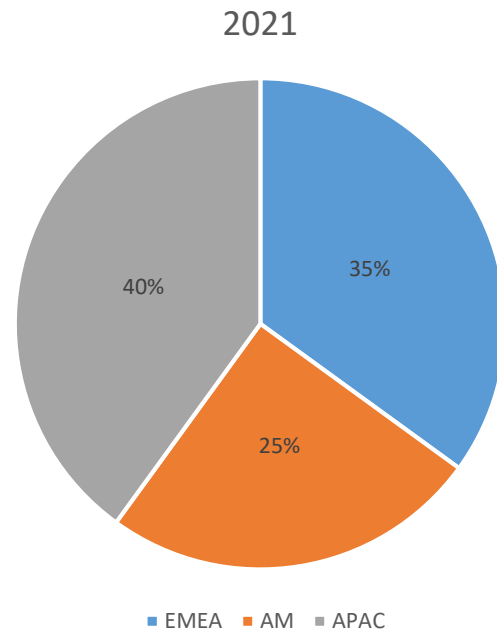
in NT\$ 100Mn	2017	2018	2019	2020	2021
<b>Net Revenue</b>	598.80	609.20	617.80	846.00	1219.00
<i>YoY</i>	14.38%	1.74%	1.41%	36.94%	44.09%
<b>Gross Profit</b>	102.00	101.20	95.91	144.60	295.90
<i>YoY</i>	12.46%	-0.78%	-5.23%	50.77%	104.63%
<b>Operating Profit</b>	22.26	22.76	14.47	42.18	144.90
<i>YoY</i>	31.79%	2.25%	-36.42%	191.50%	243.53%
<b>Net Profit</b>	27.86	25.67	19.39	43.74	133.40
<i>YoY</i>	21.50%	-7.86%	-24.46%	125.58%	204.98%



## 2021 Revenue by Product Line



## 2021 Revenue by Geography



# 2022 Q1 Revenue

(in NT\$ 100Mn)	2021Q1	2021Q2	2021Q3	2021Q4	2022 Q1
Net Revenue	283.67	317.90	312.90	304.60	326.02
<i>YoY</i>	64.64%	52.03%	36.04%	29.84%	14.93%
<i>QoQ</i>	20.92%	12.07%	-1.57%	-2.65%	7.03%

## 2022

- Jan Revenue NT\$ 14,205Mn  
Feb Revenue NT\$ 8,896Mn  
Mar Revenue NT\$ 9,500Mn
- Q1 Revenue NT\$ 32,602Mn  
YoY 14.93%    QoQ 7.03%
- \* = unaudited

# 策略與展望

# 策略與展望

## 2021

- EPS是近 8 季新高
- 現金股利配發12元
- 毛利率 連續 4 季較去年同期成長
- 營業利益率 連續 4 季YoY成長

## 2022

- 因應高效能運算、人工智慧、5G、元宇宙、電競、虛擬貨幣等種種新科技, 為提升效率, 透過組織重組, 全面落實區分消費型應用與商務型應用, 達到專責分工進而提升經營績效
- 強化品牌價值與通路管理
- 投入研發資源拓展新事業發展
- 因應戰爭, 通膨, 疫情作妥善的供應鏈管理與資源配置

# 產品資訊

# 伺服器

## Advanced Cooling Architecture

In response to the computing power demand for AI and the increase in temperatures of vital components, GIGABYTE has added extra emphasis to the cooling solutions and have catered to various deployments of enterprise products. GIGABYTE has also responded to the harsh environments that are associated with 5G base stations, and have created solutions to achieve sustainable, environmentally-friendly operations as part of our corporate social responsibility policy. GIGABYTE is committed to the development and promotion of advanced cooling servers to provide users with high-performance computing density that can significantly reduce total cost of ownership (TCO) and energy consumption that contributes to carbon emissions.



**Powerful Cooling Solutions for Tomorrow**

# 伺服器

## Cloud Native Servers

GIGABYTE was one of the first early adopters of ARM-based systems, and we are committed to providing products with flexibility and agility to create new cloud application platforms. GIGABYTE servers for cloud native applications provide fast migration to cloud services and improve the ease of maintenance while allowing users to quickly respond to the ever-changing digital age.



# Amped for the Cloud



# 主機板

## All-new AORUS Gaming and AERO Creator Motherboards

Powered by the latest AMD and Intel CPUs, offering exceptional performance that will attract new and existing users alike. Set to launch in Q3 this year.





# 顯示卡

## GeForce RTX™ 3090 Ti Graphics Cards

GIGABYTE provides the most power gaming graphics cards in water-cooling and air-cooling solution

AORUS

NVIDIA  
GEFORCE  
RTX

GEFORCE RTX™  
3090TI SERIES

# 顯示卡

## Various graphics card series with AMD and NVIDIA GPUs

AORUS, GAMING, VISION and EAGLE series are designed for different customers. Enthusiasts the best 1080p gaming experience.



# 螢幕

---

## FO48U OLED Gaming Monitor

Next-gen 4K gaming displays equipped with streaming services and exclusive sports features provide the best picture quality and the most fluid gaming experience.

**4K Pro**  
**Gaming**  
**On!**



# 筆記型電腦

## AORUS 17/ AORUS 15 Gaming Laptops

GIGABYTE has defined users' vision with ADL laptops, powered by 12th gen Intel Core H-series platform. This year, we true 4-side bezel-less 360Hz screen, for gamers to truly reshape the game.



AORUS 17 GAMING LAPTOP  
**Reshape the Game**



# 筆記型電腦

## AERO 16 與 AERO 17

GIGABYTE has defined users' vision with ADL laptops, powered by 12th gen Intel Core H-series platform. This year, we introduce the very first 16:10 4K OLED display & true 4-side bezel-less, for creators to truly define their vision again.



# ESG 企業永續發展

# 創新科技、美化人生、永續經營、永續品牌

落實節能與製程改善,溫室氣體排放

▼ 41.23%

單位排碳營收強度

▲ 4.1倍

延續生態多樣性,從台灣到全球  
植樹木

89,399 顆

推動永續供應鏈,水量使用減少

25.38%



舉辦講座,育成  
同仁永續意識,  
教育時數

74,428小時

培育工業設計人  
才,舉辦學生創  
意比賽連續

19年

降低營運對環境衝擊,  
廢棄物排棄

▼ 1.54%

單位廢棄物營收強度

▲ 2.6倍

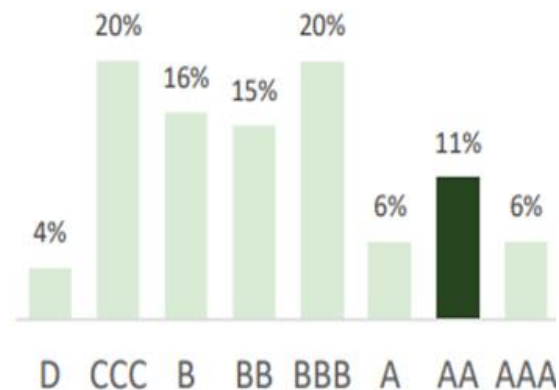
# 秉持企業永續發展經營



## 技嘉 ESG 評等

ESG 評等	社會(S)	經濟(E)	環境(E)	揭露(D)
<b>AA</b>	76-100%	51-75%	76-100%	51-75%

## 電子製造業 ESG 評等分配圖





# Q&A

**GIGABYTE™**