









## Packing Material suggestion

Picture	Packaging material type	Function
		<p>Retain the original packaging and place the items in a durable carton.            If the original is unavailable, opt for a strong box with sufficient cushioning, following the guidelines and images provided for proper packing.            (you are responsible for insuring any product shipped or returned to a GIGABYTE/AORUS repair center and assume the risk of loss during transportation.)</p>
	sturdy carton	Refrain from choosing an outer container that's overly flimsy or flexible; ensure every face is intact and sturdy to avoid any warping during shipment.
	Styrofoam for PC	It not only safeguards the product's internal framework from vibration-induced damage but also reinforces it against shocks from contact with floors or other packages
	Foam Bag	This is a very user-friendly packaging solution that eliminates the need for foaming equipment—just a few simple steps will ensure your items are excellently protected.
	EPE Foam Cushion	It overcomes the typical shortcomings of standard foam—such as brittleness, deformation, and poor rebound—by providing excellent vibration damping, impact resistance, and robust protection.

## DT packing example

Pic	Step	Content
	1	Distribute the filling evenly across the bottom of the box.
	2	Please help to put back the protective Bag in order to make sure VGA won't be dropped during delivering.
	3	Secure the EPE around the machine and place it in the center of the box. Fill any remaining space in the box with additional packing materials or soft materials to prevent the machine from shifting. Use packing materials or soft materials to fill the empty space in the box and cover the top of the machine with filling material to ensure it doesn't move or get damaged.
	4	Seal the box with wide tape.

## Incorrect way to pack

Failing to use proper packaging materials as buffers or opting for soft, weak cartons can lead to compression and deformation during transit, which could easily result in product damage. If the box is too small, there won't be enough space to add cushioning materials, leaving the machine vulnerable to damage.

Products damaged due to accidents, misuse, disasters, improper handling (including failure to follow instructions or warnings), poor maintenance, inadequate packaging, neglect, misuse, or operator error will not be covered.

If the product's serial number barcode is reapplied, altered, forged, or damaged to the point where the warranty period is unreadable, Gigabyte's warranty will not be valid, regardless of whether the product is still under warranty or not.

